



355 Landrum Lane, Ponte Vedra Beach, FL 32082 Palms Post Issue 1 - July 2023



Dear Ocean Palms Families,

We are excited to welcome our new and returning families to the 2023-2024 school year. We have missed our students and cannot wait to see them. Our summer has been filled with hiring the best educators and attending trainings that will support our school improvement initiatives and continue our trajectory of excellence. We are certain the school year will be filled with excitement. Be sure to review the attached calendar of events for the year so you don't miss any special moments.

A welcome email from your child's teacher will be sent after 3:30 on Tuesday, August 8th. Please know a great deal of time and thought has gone into the process of student placement. Careful consideration was given to the input from staff and families, as well as student learning styles. Thank you so much for being positive with your children and helping them understand that it is impossible to place all students with a preferred best friend or teacher. This new school year is an exciting opportunity for students to make new friends and develop new positive relationships. Our staff works hard to make school a nurturing environment for all students. We are looking forward to enriching your child's life. Please encourage your child as they acclimate to a new grade, peer group, and teacher.

The transportation department will release bus routes to parents/guardians through Home Access Center (HAC) on Monday, July 31, 2023. A bus will only be assigned to your child(ren) if you selected bus rider on their Returning Student Verification form or New Student Enrollment form with availability.

Be sure to review this edition of the Palms Post for directions on how to register for your HAC account or visit the district website. We strongly encourage everyone to read our Student-Parent Handbook to learn about our school and district policies and procedures. In the handbook you will also find directions on how to create a HAC account. See attached Handbook.

August

- 8 - Teachers will send families a welcome email (3:00-3:30)
- 9 - Meet the Teacher/Mini Book Fair (8:00-11:00)
- 10 - First day of school for PreK & Grades (1-5)
- 10 - 15 Staggered Start for Kindergarten Students (8:40-9:00)
- 14 - 25 STEM Supplies and Recess Equipment Drive
- 16 - All Kindergarten students report to school (8:00-8:25)
- 21 - Tea and Tissues for Kindergarten and New Families to OPE (9:00-10:30)
- 23 - Boy Scouts Round Up Meeting in the cafeteria (6:30-7:30)
- 28 - Volunteer Training for Otter Run and Room Parents (9:00-10:00)
- 31 - Volunteer Training for CAAP Art Program (9:00-10:00)

September

- 4 - Labor Day/No School
- 12 - Interims
- 15 - Fifth Grade Classroom Spelling Bee
- 21 - Fall Family Night / Book Fair and Teacher Open House (5:00-8:00)
*Teachers available in classrooms (5:00-7:00)
- 22 - Rain Date Fall Family Night/Open House & Book Fair
- 25 - 29 Fall Book Fair
- 29 - Fifth Grade School Spelling Bee (9:00-10:30)



The “**Meet the Teacher**” event, will be **Wednesday, August 9th between (8:00-11:00)**. Kindergarten parents will sign up for their staggered start day. There will also be computers set-up in your child’s classroom so you can sign up for volunteer opportunities such as room parents, CAAP parent, CAAP Co-parent, and general volunteer. This is also a great time to drop off school supplies, and visit our mini-book fair in the cafeteria. Online school supply orders will be in your child’s classroom at Meet the Teacher. Our fabulous PTO will be in the cafeteria with school spirit wear, booster information, volunteer opportunities, and photo areas where you can take your child’s picture to commemorate the beginning of the school year. Don’t forget every Friday is school spirit day. Students and staff will be wearing their OPE gear!

Our students’ and staffs’ safety and security is our number one priority. To access the building the first day of school and beyond you must be an approved visitor. This includes walking your student to class. Don’t wait to complete this application form as it can take a week to process. See page 3 for more details.

It is truly a privilege to provide leadership at this school. Our teachers and staff are excited to welcome our new and returning otters.

Sincerely,
Mrs. Tiffany Cantuwell, Mrs. Lucie Cantrell,
and Ms. Gracie Beish
 OPE Administration Team

October

- 5 – Individual Student Pictures
- 6 – Character Counts Awards (9:00-10:15)
Invitation Only
- 13 – First Quarter Ends
- 13 – Otter Run Pep Rally for students only
(8:45-9:15) - Grades K, 1, 3,
(9:45-10:15) - Grades 2, 4, 5
- 16 – Teacher Planning Day/No School
- 17 – (3-5) Otter Run – Times TBA
- 18 – Art to Remember order forms
distributed to students
- 19 – (PK-2) Otter Run – Times TBA
- 20 – OPE Staff Sumo Wrestling
(8:45-9:15) - Grades K, 1, 3,
(9:45-10:15) - Grades 2, 4, 5
- 23 & 24 (K,1, 3) Health Screenings
(8:00-12:00)
- 23 – 27 Canned Food Drive
- 23 – 31 – Red Ribbon Week: Dress up days
and activities TBA
- 24 – Report Cards posted on Home Access
Center (HAC)

How Do I Get Approved to Access the School Building?

<https://stjohns.keepntrack.com/apply>

In an ongoing endeavor to provide safety and security for students and staff, school access is required for every individual that is not a staff member of the St. Johns County School District. Below are the steps every visitor must complete to access the building during school hours.

1. **Complete the School Access Form at <https://stjohns.keepntrack.com/apply>. Do not wait to complete your application because the process can potentially take up to two weeks to clear.**

The screenshot shows the 'SCHOOL ACCESS' page for Ocean Palms Elementary. It features a sidebar with the school's logo and navigation links (HAC, Calendar, Payments, Search, School District Website, About Our School, Departments, For Students). The main content area is titled 'FILL OUT YOUR VOLUNTEER SCHOOL ACCESS FORM!' and includes instructions about background checks and identification. A blue button labeled 'Complete the School Access Form' is prominently displayed. To the right, a preview of the application form is shown, containing fields for personal information, contact details, and a section for vehicle information.

SCHOOL ACCESS

FILL OUT YOUR VOLUNTEER SCHOOL ACCESS FORM!

In a continuing effort to provide safety and security to our students and staff we ask that you complete a [School Access Form](#) if you plan to enter a facility in the St. Johns County School District. Any person passing beyond the front office area must show a valid driver's license or state identification card.

It is recommended individuals include their **middle name** when completing the online application; and, if no middle name, then please use the acronym "NMN".

[Complete the School Access Form](#)

Saint Johns County School District - Volunteer Application

Language: [FCRA](#) [Personal](#) [Background](#) [Facilities](#) [Access](#) [Security](#)

Only submit one application. To apply to more than one school, please select them in the Facilities section. Fields in blue are required.

NOTE: School access is granted ONLY by passing all required background checks. If you did not give consent on the prior FCRA page, you can select the "Revoke" option in the lower left corner of this page to start over and agree to the background checks.

Please be certain to provide your FULL LEGAL first, middle, and last name (no nicknames). Incomplete applications will not be processed. MIDDLE NAME OR NAME IF NO LEGAL MIDDLE NAME IS REQUIRED?

First Name Middle Name Last Name Suffix

Birthdate Social Security Number

Volunteer Type Volunteer Type

Vehicle Make, Model, Color Vehicle Plate Number

Driver's License Number

Reset [Continue](#)

2. Bring your ID when you check in at the front office.

- Proper identification must be presented each time a person signs in at a school. The only forms of proper identification are the following:
 - Current state issued driver's license
 - Current state issued identification card (issued only by the DMV)
- If a person has a visa and/or does not have a social security number, the applicant must contact the Volunteer Services department right away for alternate steps.
- School access lasts for 3 year intervals. Upon approaching 3 years of access, it is the responsibility of the applicant to contact Volunteer Services and renew the form. To reduce duplication, do not complete a new form.

WELCOME TO KINDERGARTEN!

What is Kindergarten Staggered Start?

Staggered Start provides an opportunity for the kindergarten teacher to work with a small group of students each day to teach rituals and routines and ensure students are comfortable with their environment before introducing them to the entire class.

How does Staggered Start work?

On Wednesday, August 9, at Meet the Teacher Kindergarten families will select **one** of the following days: August 10, 11, 14, or 15 to participate in Staggered Start.

- **Thursday 8/10/23**
- **Friday, 8/11/23**
- **Monday, 8/14/23**
- **Tuesday, 8/15/23**

What time is Staggered Start drop off?

We are asking parents of kindergarten students who wish to walk their child to class during staggered start to complete the visitor access application (see p.2) and arrive at school between (8:40-9:00) on the staggered start day they signed up for at Meet the Teacher. Please bring your photo ID for check in. Kindergarten students riding the bus to school on their staggered start day will be assisted to class by OPE Staff.

When do all Kindergarten Students Start?

All Kindergarten students will report to school on Wednesday, August 16 during our regular arrival time (8:00-8:25). Please note that every Wednesday is early release and we dismiss at 1:45.





When are school tours days?

Monday, July 31st	Tuesday, August 1st
12:00-12:45	8:30-9:15
1:00-1:45	9:30-10:15
2:00-2:45	10:30-11:15

Who should attend the school tour?

All kindergarten and new to OPE students are invited to participate in our school tours.

How do I sign up?

Use the sign up genius link below to select the date and time that works best for your schedule.

[OPE Families: OPE SCHOOL TOURS 2023 \(signupgenius.com\)](https://www.signupgenius.com)

What should I expect on the school tour?

We encourage everyone to read their Student– Parent Handbook prior to the tour. We will have a short presentation in the cafeteria to learn about OPE. Then we will break up into small groups to tour the school and end in the cafeteria for parents to start checking off their back to school list “To do’s”. We will even have (10) Kindergarten school supply kits available for purchase each day. Please note the supply kits will be sold on a first come, first serve basis.

Can I get a jump start on my back to school to do list during the tour?

PTO volunteers will have laptops set-up in the cafeteria to assist parents with the following: Becoming an OPE Booster, Visitor Access, school spirit wear, Paypams lunch account, and Home Access Center. We will also have our annual Mini-Book Fair set-up on the stage.

October

5 – Individual Student Pictures

6 – Character Counts Awards (9:00-10:15)
Invitation Only

13 – First Quarter Ends

13 – Otter Run Pep Rally for students only
(8:45-9:15) - Grades K, 1, 3,
(9:45-10:15) - Grades 2, 4, 5

16 – Teacher Planning Day/No School

17 – (3-5) Otter Run – Times TBA

18 – Art to Remember order forms
distributed to students

19 – (PK-2) Otter Run – Times TBA

20 – OPE Staff Sumo Wrestling
(8:45-9:15) - Grades K, 1, 3,
(9:45-10:15) - Grades 2, 4, 5

23 & 24 (K,1, 3) Health Screenings
(8:00-12:00)

23 – 27 Canned Food Drive

23 – 31 – Red Ribbon Week: Dress up days
and activities TBA

24 – Report Cards posted on Home Access
Center (HAC)





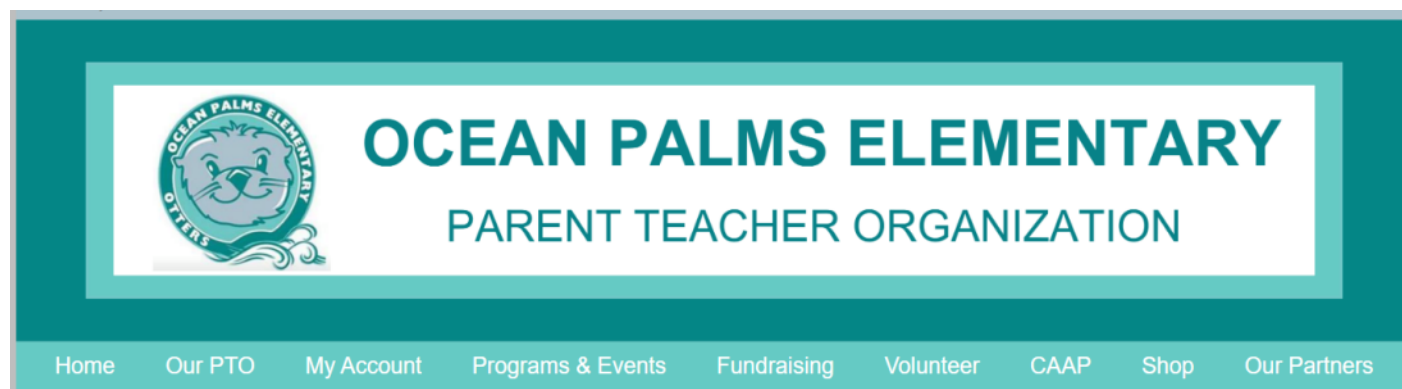
STAY CONNECTED TO OPE! We encourage everyone to follow our PTO's Instagram and Facebook pages for hot off the press information and fabulous footage of our school events!

OPE's Website - <https://www-ope.stjohns.k12.fl.us>

PTO's Website - <https://opepto.membershiptoolkit.com>

PTO's Facebook - <https://www.facebook.com/OceanPalmsPTO/>

PTO's Instagram - <https://www.instagram.com/opepto/>



WHY JOIN THE PTO?

Joining the PTO will give you the opportunity to meet other parents and teachers, build rapport and discuss issues that are on your mind; and you can do this with any level of availability. You can share ideas and experiences, get involved volunteering for our fun events, raise tons of money and support your children along the way!

CREATE YOUR MEMBERSHIP TOOLKIT ACCOUNT

Click "Register/Log In" button and click on "verify my email"

Check your email and click on the link provided

Once verified, log in and complete the registration process

[Ocean Palms Elementary PTO - Home Page](https://opepto.membershiptoolkit.com)
 [\(membershiptoolkit.com\)](https://opepto.membershiptoolkit.com)



RECYCLE



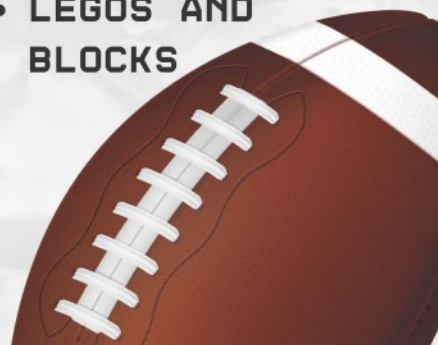
REINVENTION & RECESS



**BRING NEW OR GENTLY USED STEM AND RECESS ITEMS
TO SCHOOL AUG.14-25 TO SUPPORT OUR STEM AND
RECESS SCHOOL DRIVE**

ITEMS NEEDED INCLUDE:

- SOCCER BALLS,
BASKETBALLS,
KICKBALLS
- JUMP ROPES
- CHALK
- GLUE STICKS
- MASKING, CLEAR, &
GORILLA TAPES
- NOTECARDS
- RUBBER BANDS
- SHOE BOXES
- CRAFT CORKS
- BALLOONS
- CRAFT STICKS
- STRAWS
- OLD GAME PIECES
- PUZZLES
- MAGNETS
- PIPE CLEANERS
- BUTTONS
- ALUMINUM FOIL
- SMALL BALLS
LIKE MARBLES OR
PING PONG BALLS
- CHOP STICKS
- CLOTHESPINS
- CUPS
- FOAM OR PLASTIC
PLATES
- LIDS, CAPS AND
TOPS
- PAPER TOWEL AND
TOILET PAPER
ROLLS
- AA OR AAA
BATTERIES
- LEGOS AND
BLOCKS



Link up to Lunch

All breakfast and lunch menus will be available online. Visit the district website <https://schools.mealviewer.com/school/OceanPalmsElementary> or use the QR Code to access the menu directly on your phone.



OCEAN PALMS ELEMENTARY

INFO

ALLERGENS

X

Nutrition Calculator

Your meal's nutrition information

Use this new tool to quickly choose food items and see the nutritional calculations!

Let's add it up →

THINK FOOD

THINK UNSTOPPABLE

LEARN MORE

School Links

Online Free & Reduced Meal Application →

AUGUST 2023

< JULY

> SEPTEMBER

Print

MONDAY	TUESDAY	WEDNESDAY	THURSDAY	FRIDAY
31 No Information Provided	1 No Information Provided	2 No Information Provided	3 No Information Provided	4 No Information Provided
7 No Information Provided	8 No Information Provided	9 No Information Provided	10 No Information Provided	11 No Information Provided
14 No Information Provided	15 No Information Provided	16 No Information Provided	17 No Information Provided	18 No Information Provided
21 No Information Provided	22 No Information Provided	23 No Information Provided	24 No Information Provided	25 No Information Provided
28 No Information Provided	29 No Information Provided	30 No Information Provided	31 No Information Provided	1 No Information Provided

Lunch Accounts



Prepayments to your child's meal account with a debit or credit card can be made through Paypams. Log on to <https://paypams.com/> to set up your account. Payment can also be received by the food service manager in form of check or cash during your child's lunch time. If a check is used, please indicate the student's full name on the check in the memo section.

Prepayment is encouraged as it assists in movement of students through the line. Free and reduced applications can be completed at [Free & Reduced Meals – Food & Nutrition Services \(stjohns.k12.fl.us\)](https://stjohns.k12.fl.us)

Meal Pricing	
Elementary school lunch	\$2.80
Middle & high school lunch	\$2.95
Reduced priced lunch	\$0.40

Summer Reading and Writing BINGO Challenge

We strongly encourage students to read books on their level and to practice writing over the summer. The goal is to read and write as much and as often as you can.

Students will receive a Positive Paw for each completed activity that is turned in from their grade level's summer reading packet.

**1 completed BINGO board with activities equals
12 Raffle Tickets and 24 Positive Paws.**

Students will receive a raffle ticket for every completed BINGO card turned in. Hard copies of the activities must accompany the BINGO card to receive raffle tickets. Raffle tickets will be entered into a drawing for a gift card to be used at our Fall Book Fair.

There will be a drawing and a winner will be selected from each classroom. **Check out the links below for more information!**

Remember hard copies of the BINGO board and activities must be submitted to receive Positive Paws and raffle tickets. The pages can be printed, or responses can be written on notebook paper. See attached documents.

PTO Meeting Dates (9:00-10:00)

August – 21st
September – 11th
October – 9th
November – 13th
December – 11th
January – 8th
February – 12th
March – 4th
April – 8th
May – 13th

SAC Meeting Dates (3:15-4:15)

September – 14th
October – 19th
November – 16th
January – 18th
February – 15th
March – 21st
April – 15th
May – 9th



First and Last Name: _____

Grade _____

Due 8/16/23 to your homeroom teacher



(K-2) Summer Reading and Writing BINGO Challenge

Activity #1 Picture Walk Prediction Setting	Week #1 May 29 – June 4 I read 5 out of 7 days this week. 15-20 minutes each day. Parent's Initials _____	Journal Writing #1 Choose a topic and write on that topic for a minimum of 10 minutes. Be sure to use capital letters and correct punctuation. Share your writing with a family member.	Week #2 June 5 – 11 I read 5 out of 7 days this week. 15-20 minutes each day. Parent's Initials _____	Activity #2 Sequence of Events
Week #3 June 12 – 18 I read 5 out of 7 days this week. 15-20 minutes each day. Parent's Initials _____	Activity #3 Character Comic Strip	Journal Writing #2 Choose a topic and write on that topic for a minimum of 10 minutes. Be sure to use capital letters and correct punctuation. Share your writing with a family member.	Activity #4 Connections	Week #4 June 19 – 25 I read 5 out of 7 days this week. 15-20 minutes each day. Parent's Initials _____
Activity #5 Book Review	Week #5 June 26 – July 2 I read 5 out of 7 days this week. 15-20 minutes each day. Parent's Initials _____	FREE SPACE	Week #6 July 3 – 9 I read 5 out of 7 days this week. 15-20 minutes each day. Parent's Initials _____	Activity #6 Book Cover
Week #7 July 10 – 16 I read 5 out of 7 days this week. 15-20 minutes each day. Parent's Initials _____	Journal Writing #3 Choose a topic and write on that topic for a minimum of 10 minutes. Be sure to use capital letters and correct punctuation. Share your writing with a family member.	Activity #7 Text Features	Journal Writing #4 Choose a topic and write on that topic for a minimum of 10 minutes. Be sure to use capital letters and correct punctuation. Share your writing with a family member.	Week #8 July 17 – 23 I read 5 out of 7 days this week. 15-20 minutes each day. Parent's Initials _____
Activity #8 Search for Sight Words	Week #9 July 24 – 30 I read 5 out of 7 days this week. 15-20 minutes each day. Parent's Initials _____	Journal Writing #5 Choose a topic and write on that topic for a minimum of 10 minutes. Be sure to use capital letters and correct punctuation. Share your writing with a family member.	Week #10 July 31 – August 6 I read 5 out of 7 days this week. 15-20 minutes each day. Parent's Initials _____	Activity #9 Haiku Poetry and Pictures



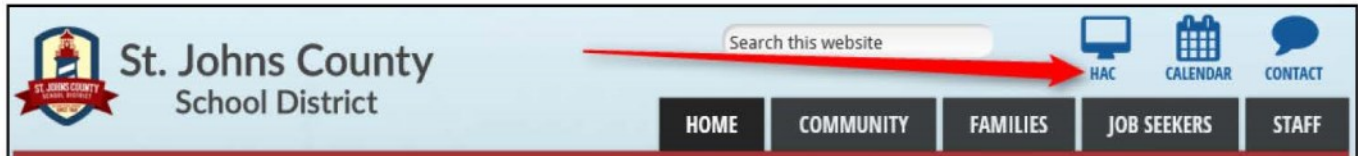
St. Johns County School District

Parents: New Home Access Center Account "HAC"


Last Modified 5/31/2018

To register for a Home Access Center Account, "HAC", please follow the below instructions. Please note, only the **Parent or Legal Guardian** of the student can register for a HAC account and the student must be in compliance with Immunizations and Registration requirements as per District Policy. Only one account is needed per family.

Navigate to the St. Johns County School District website at <http://www.stjohns.k12.fl.us/>. Across the top of the homepage, you will see the HAC Icon. Click to enter HAC.



On this page you will find an overview of the Home Access Center, FAQ's and the log in prompt. To login, click the blue "Login to Home Access Center" box.



If you already have an account, you can log in using your user name and password. If you need to register for a HAC account, "Click here to register for HAC".



Fill in all fields completely:

First Name and Last Name: Enter the information that was given at the time of your child's registration. If your first name is Elizabeth and you wrote down "Liz", use "Liz".

City: Be sure to completely spell out the City such as "Saint Augustine", "Saint Johns", "Hastings", etc. (Do not abbreviate)

Zip Code: Use the 5 digit Zip code for your home address

After entering the above information, select the "Register" button

Once your account has been located, please create a user name. It is recommended that you **use your current email address as your user name**. Next, create challenge questions and answers, finally click "finish". Your account is now ready for use.

First and Last Name: _____ Grade _____

Due 8/16/23 to your homeroom teacher
(3-5) Summer Reading and Writing
BINGO Challenge



<p><u>Setting</u> Describe the setting in your book. (Setting includes the time and the place). Illustration must be included on a separate piece of paper and colored.</p>	<p>Week #1 May 29 – June 4 I read 5 out of 7 days this week. 20 minutes each day. Parent's Initials _____</p>	<p>Journal Writing #1 Choose a topic and write on that topic for a minimum of 15 to 20 minutes. Be sure to use capital letters and correct punctuation. Share your writing with a family member.</p>	<p>Week #2 June 5 – 11 I read 5 out of 7 days this week. 20 minutes each day Parent's Initials _____</p>	<p><u>Questions</u> List two questions you had either while you were reading the book or after you finished the book. List the questions and give reasons as to why you wanted to know this information.</p>
<p>Week #3 June 12 – 18 I read 5 out of 7 days this week. 20 minutes each day. Parent's Initials _____</p>	<p><u>Character (s)</u> Name characters from your book and their roles in the story. Compare (like) and Contrast (different) one of the characters to yourself. Write a paragraph using evidence from the story to support your answers.</p>	<p>Journal Writing #2 Choose a topic and write on that topic for a minimum of 15 to 20 minutes. Be sure to use capital letters and correct punctuation. Share your writing with a family member.</p>	<p><u>Theme</u> The theme is a message that the author wants the reader to take away with them from reading the novel. What do you think the theme of this story is? Cite evidence from the story to support your answer.</p>	<p>Week #4 June 19 – 25 I read 5 out of 7 days this week. 20 minutes each day. Parent's Initials _____</p>
<p><u>Figurative Language</u> Find 2 examples of figurative language from the story. Examples include similes, metaphors, idioms, personification, or onomatopoeia. Write your 2 examples and explain what you think the author is trying to say.</p>	<p>Week #5 June 26 – July 2 I read 5 out of 7 days this week. 20 minutes each day. Parent's Initials _____</p>	<p>FREE SPACE</p>	<p>Week #6 July 3 – 9 I read 5 out of 7 days this week. 20 minutes each day. Parent's Initials _____</p>	<p><u>Conflict</u> The conflict is a challenge facing the main characters. The conflict/problem drives the action in the plot. What is the main problem the characters are facing in the story?</p>
<p>Week #7 July 10 – 16 I read 5 out of 7 days this week. 20 minutes each day. Parent's Initials _____</p>	<p>Journal Writing #3 Choose a topic and write on that topic for a minimum of 15 to 20 minutes. Be sure to use capital letters and correct punctuation. Share your writing with a family member.</p>	<p><u>Plot</u> The plot is the way an author creates and organizes a chain of events in a story. List the five main events in the plot. Describe the plot and list the important page number or numbers where your evidence can be found in the story.</p>	<p>Journal Writing #4 Choose a topic and write on that topic for a minimum of 15 to 20 minutes. Be sure to use capital letters and correct punctuation. Share your writing with a family member.</p>	<p>Week #8 July 17 – 23 I read 5 out of 7 days this week. 20 minutes each day. Parent's Initials _____</p>
<p><u>Connections</u> Did something in the story remind you of something in your own life, another book, or the world? Share your connection in a short paragraph. Your paragraph should include the words: The part of the story when _____ reminds me of _____.</p>	<p>Week #9 July 24 – 30 I read 5 out of 7 days this week. 20 minutes each day. Parent's Initials _____</p>	<p>Journal Writing #5 Choose a topic and write on that topic for a minimum of 15 to 20 minutes. Be sure to use capital letters and correct punctuation. Share your writing with a family member.</p>	<p>Week #10 July 31 – August 6 I read 5 out of 7 days this week. 20 minutes each day. Parent's Initials _____</p>	<p><u>Resolution</u> The resolution is how the problem or conflict resolved? Include page number(s) to support your answer.</p>

Pre-Kindergarten

12 jumbo pencils
2 primary journals, draw top- lines bottom
4 boxes of crayons, 24 ct.
2 boxes washable markers, classic colors 8 ct.
2 black dry erase expo markers
1 old t-shirt for art class
1 watercolor paint set
1 scissor, 5 inch blunt
1 bottle Elmer's glue, 4oz.
8 glue sticks
1 pencil pouch
1 box of tissues
1 pair of headphones
If your child is in diapers, please supply:
2 pkgs. Baby wipes, unscented
1 box disposable gloves, latex free

Kindergarten

#2 pencils, sharpened, 40 ct.
4 primary journals, draw top -lines bottom
5 boxes crayons, 24 ct.
1 scissor, 5 inch blunt
8 dry erase expo marker – black – fine tip
24 glue sticks, washable purple
2 pkgs. washable markers, thick 8 ct.
1 red plastic folders with pockets & prongs
1 large plastic envelope, Velcro / side load
1 large sturdy zipper pencil pouch – must hold all art supplies
1 box of tissues
1 pair of headphones, sturdy headphones preferred over earbuds

Third Grade

#2 pencils, sharpened, 40 ct.
1 large eraser
8 dry erase expo markers, colored, chisel tip
6 large washable glue sticks
1 scissor, 6 inch pointed
5 highlighters, any color
1 pkg. colored pencils, 12 ct.
Plastic folders w/ pockets & prongs 1 each: yellow, green, black, red
1 pkg. wide ruled filler paper, 150 ct.
Composition notebooks, wide ruled
1 each: yellow, green, red, black
1 clear cover white binder, 1 inch 3 ring
1 pkg. post-It notes, 3 x 3 100 pk.
1 small 8x5 pencil box
1 pair of headphones, sturdy headphones, preferred over earbuds



Ocean Palms Elementary School Supply List 2023-2024



First Grade

#2 pencils, sharpened, 40 ct.
1 pencil pouch
4 composition primary journals
3 boxes crayons, 24 ct.
4 dry erase expo markers, fine tip- black
1 plastic folder with pockets & prongs, red
6 large washable glue sticks, purple
1 scissor, 5 inch blunt
1 clear cover white binder, 1 inch 3 ring
2 bottles Elmer's glue
1 black sharpie marker
1 pkg. washable markers, assorted colors 10 ct.
2 large erasers
1 pair of headphones, sturdy headphones preferred over earbuds

Ocean Palms Elementary School Supply List 2023-2024

Fourth Grade

#2 pencils, sharpened, 50 ct.
1 large eraser
1 scissor, 6 inch pointed
1 box washable markers, 10 ct.
1 pkg. colored pencils, 12 ct.
6 black dry erase markers
4 glue sticks
1 pk of 4 highlighters (multi color)
1 pack of index cards, 3x5 100 ct.
6 composition books, wide ruled/ 100 sheets
1 clear cover white binders, 1.5 inch 3 ring
2 pkgs. wide ruled notebook paper, 150 sheets
Plastic folders with pockets & prongs 1 each: blue, green, orange, purple, red, yellow
1 plastic pencil pouch - no boxes please
1 clear protractor
1 box of tissues
1 pair of headphones, sturdy headphones preferred over earbuds

Second Grade

#2 pencils, sharpened, 50 ct.
1 pkg. colored pencils, 12 ct.
1 black composition book, wide ruled
2 box crayons, 24 ct.
2 large erasers
8 black dry erase expo markers
Plastic folders with pockets
1 each: purple, red, yellow
4 glue sticks
1 large, sturdy pencil pouch
1 scissor, 5 inch blunt
1 box of tissues
1 pair of headphones, sturdy headphones preferred- No ear buds

(K-2) Varying Exceptionalities

1 pkg. beginner pencils, 12ct. sharpened
3 composition books, wide ruled
2 box crayons, 24 count
4 dry erase markers, color set, chisel
1 box washable markers, 8 ct.
2 highlighters
12 large washable glue sticks, purple
1 scissor, 5 inch blunt
1 box of tissues
1 pair of headphones, sturdy headphones preferred over earbuds
If your child is in diapers, please supply:
2 pkgs. Baby wipes, unscented
1 box disposable gloves, latex free

Fifth Grade

#2 pencils, sharpened, 70 ct.
1 box of markers, 10 ct.
1 box colored pencils, 12 ct.
8 dry erase markers, color chisel tip
12 washable glue sticks
1 pair scissors, 6 inch - pointed
1 zippered pencil pouch 3-hole
2 yellow highlighters
4 post-It notes, 3 x 3, 50 ct. per pack
1 clear cover white binder, 1.5 inch
1 pkg. of dividers, multi-color- 5 tabs
7 composition books, wide ruled
1 roll of scotch tape
Plastic folders with pockets & prongs 1 each: blue, green, orange, red, yellow
1 box tissues
1 pair of headphones, sturdy headphones preferred over earbuds

(3-5) Varying Exceptionalities

#2 pencils, sharpened, 48 ct.
1 hard plastic pencil case
1 box large markers 8 ct., classic
12 large washable glue sticks
1 scissor, 5 inch blunt
6 composition books, wide ruled
1 box colored pencils, 12 ct.
4 highlighters
4 pocket folders
2 boxes of tissues
1 pair of headphones, sturdy headphones preferred over earbuds



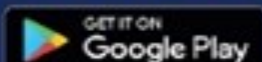

FORTIFYFL

SUSPICIOUS ACTIVITY REPORTING APP

FortifyFL is a suspicious activity reporting tool that allows you to instantly relay information to appropriate law enforcement agencies and school officials.



#FORTIFYFL
GETFORTIFYFL.COM



DOWNLOAD
NOW



FLORIDA DEPARTMENT OF
EDUCATION
fldoe.org

<https://getfortifyfl.com/>

HOME FEATURES HOW IT WORKS SCREENSHOTS ABOUT ESPAÑOL

Suspicious Activity Reporting App

FortifyFL is a suspicious activity reporting tool that allows you to instantly relay information to appropriate law enforcement agencies and school officials.









Anonymous or Non-Anonymous

You decide whether you want to include your name and contact information.



Convenient

Submitting a tip is quick and easy using our mobile app or website.



Include Photos and Video

You can also include photos or video with your tip report.



Your School Officials

The tip report goes to your local school officials when submitted.



Local Law Enforcement

Your local police department or sheriff office receive copies of your tips automatically.



State-Level Officials

State-level officials also have access to your tips to make sure proper steps are taken.