



355 Landrum Lane, Ponte Vedra Beach, FL 32082

Palms Post September 2024 (2)

Dear Ocean Palms Families,

Our hearts and prayers are with the families and community of Apalachee High School in Winder, Georgia, following the recent tragic school shooting. Their community will be forever changed, and as we reflect on this devastating event, it reminds us of the importance of staying vigilant in our own surroundings. If you or your child ever see something suspicious, please report it immediately. FortifyFL is a tool that allows anyone to submit a tip regarding suspicious activity in Florida schools. It's simple, anonymous, and helps ensure safety by directly connecting you with local law enforcement and school officials. The app can be downloaded on both Apple and Android devices, so please consider adding this resource to your family's safety plan.

As we continue to navigate today's digital landscape, we also encourage families to talk about internet safety and the dangers of sharing personal information online. Ensuring your child knows what to look out for—whether it's online interactions or potential threats from strangers—helps empower them to make safe decisions. Open dialogue with your child can help them feel more secure and informed.

Additionally, if you or any family members plan to volunteer or attend any school events this year, please remember to complete the School Access Form at <https://stjohns.keepntrack.com/apply>. The approval process can take up to two weeks, so it's best to submit your application as soon as possible.

Lastly, a heartfelt thank you goes out to all our parents and business partners for your unwavering support. Your partnership is crucial to making OPE the vibrant, nurturing environment it is. From sponsoring events to providing materials for our classrooms, your contributions have a direct and positive impact on our students. We are so fortunate to have such a dedicated community behind us, and your efforts are sincerely appreciated. Together, let's continue working to ensure a safe and supportive environment for our children.

Sincerely,

Mrs. Tiffany Cantwell and Ms. Kim Bays

OPE Administration Team

September

11 – Interims

13 – Fifth Grade Classroom Spelling Bee

19 – Open House & Opening Night for the Book Fair (5:00-7:00)

20 – Teacher Inservice Day - No School for Students

23 – 27 Fall Book Fair

27 – Fifth Grade School Spelling Bee (9:00-10:30) for the top 3 finalist from each classroom.

October

3 - Picture Day

11 – First Quarter Ends

11 – Otter Run Pep Rally for students

14 – Teacher Planning Day / No School

22 – Otter Run

- Second Grade (8:45-9:30)
- First Grade (9:30-10:15)
- Third Grade (10:15-11:00)
- Kindergarten (11:00-11:45)
- Break (11:45-12:45)
- Fourth Grade (12:45-1:30)
- Fifth Grade (1:30-2:15)



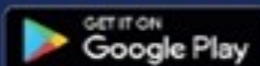

FORTIFYFL

SUSPICIOUS ACTIVITY REPORTING APP

FortifyFL is a suspicious activity reporting tool that allows you to instantly relay information to appropriate law enforcement agencies and school officials.



#FORTIFYFL
GETFORTIFYFL.COM



DOWNLOAD
NOW



FLORIDA DEPARTMENT OF
EDUCATION
fldoe.org

<https://getfortifyfl.com/>



FORTIFYFL HOME FEATURES HOW IT WORKS SCREENSHOTS ABOUT ESPAÑOL

Suspicious Activity Reporting App

FortifyFL is a suspicious activity reporting tool that allows you to instantly relay information to appropriate law enforcement agencies and school officials.


Submit A Tip Online

Download On The App Store | Get It On Google Play



Anonymous or Non-Anonymous

You decide whether you want to include your name and contact information.



Convenient

Submitting a tip is quick and easy using our mobile app or website.



Include Photos and Video

You can also include photos or video with your tip report.



- **Your School Officials**
The tip report goes to your local school officials when submitted.
- **Local Law Enforcement**
Your local police department or sheriff office receive copies of your tips automatically.
- **State-Level Officials**
State-level officials also have access to your tips to make sure proper steps are taken.

Since 1987



KYLE
DONOVAN

JOEL
DONOVAN



YOUR COMFORT IS OUR FAMILY BUSINESS

When our family started Donovan Air, Electric & Plumbing in 1987, we had one goal—to make our customers happy. **Over three decades later, nothing has changed.**

We founded the entire Donovan business on customer satisfaction, with caring for the Northeast Florida communities as its core principle. As lifelong residents of Jacksonville and now as second-generation owners of Donovan Air, Electric & Plumbing, brothers Joel and Kyle Donovan are passionate about carrying out their family's nearly 40-year tradition of helping neighbors and friends feel comfortable.

At Donovan, we care about our customers. We also care about the communities we serve. So, whether we're sponsoring your child's school event, installing a new AC unit in a neighbor's home, or answering a service call after hours on a Friday night, one thing is certain—we're committed to doing whatever it takes to make our Jacksonville area a better places to live, work and play.

Donovan. Always a **Good Call.**

904.270.COOL

donovanac.com



2024-25 PARTNERS IN EDUCATION

Please support these amazing businesses that support our school!

GOLD Partners



THE MORRIS CENTER
Unlock Learning Potential



SILVER Partners



BRONZE Partners






Event Sponsor

Ocean Palms Elementary

OPEN HOUSE

THURSDAY, SEPT 19 5-7PM

Join us for Open House!
Tour your child's classroom,
see their work, and let them
share their daily routines.



JOIN US FOR A SHOW!

- Concepts of science put into action: it's **Acrobatic Science!!**
Showtimes at 5:30, 6:15 & 7:00
- Shop the Fall Scholastic Book Fair
- Enjoy Tikiz Shaved Ice



"Building Strong Readers: A Parent's Guide to Supporting Reading Progression"

Reading to and with your child is crucial for their overall development, and the benefits don't stop as they grow older. No matter their age, shared reading experiences continue to build language, literacy, and cognitive skills while fostering a love for learning. By reading aloud, you expose your child to rich vocabulary, sentence structures, and concepts that strengthen their ability to think critically and understand the world. Even older children benefit from this time, as it encourages discussion, deepens comprehension, and promotes emotional connection.

To make it even more engaging, consider hosting a family book club with multiple copies of the same book. This creates a shared experience that your child will love, and it gives you both a chance to dive deeper into stories together. Remember, if you're excited about reading, your child will be too! The enthusiasm you bring will make them eager to spend time with you and explore the worlds within books.

As you nurture your child's love for reading, it's important to understand the natural progression of reading skills they will develop over time. Just as children learn to speak one word at a time, learning to read follows a series of essential stages that build on one another. From recognizing print and sounds to mastering fluency and comprehension, each step is crucial to becoming a confident, independent reader. By knowing what to expect at each stage, you can better support your child's growth and celebrate their reading achievements. The following guide on pages 11 and 12 outlines the key components of reading development, providing insight into how you can help your child along this exciting journey.



"Building Strong Readers: A Parent's Guide to Supporting Reading Progression"

1. Print Awareness

Definition: Understanding the basic concepts of print (how books and written text work).

• How Parents Can Help:

- Read books with your child daily, pointing to the words as you read.
- Show them how to hold a book and turn the pages.
- Encourage your child to notice and point out words in their environment, like on signs or labels.

2. Oral Language Development

Definition: Building vocabulary and speaking skills as a precursor to reading.

• How Parents Can Help:

- Engage in daily conversations with your child and ask open-ended questions.
- Encourage them to describe their day or tell a story.
- Read aloud to your child regularly, and discuss the story afterward to enhance language skills.

3. Phonemic Awareness

Definition: Recognizing and manipulating individual sounds (phonemes) in spoken words.

• How Parents Can Help:

- Play word games like rhyming or "I Spy" with sounds (e.g., "I spy something that starts with /s/").
- Clap out syllables of words with your child (e.g., "ba-na-na").
- Practice segmenting sounds by saying a word and asking your child to break it into individual sounds.

4. Phonics (Decoding)

Definition: Understanding the relationship between sounds and letters, and using this to decode written words.

• How Parents Can Help:

- Practice letter-sound correspondences with your child using flashcards.
- Help your child sound out simple words while reading.
- Use magnetic letters or apps to practice building words and recognizing patterns.

5. Decoding and Encoding (Reading and Spelling)

Definition: Using phonics to read (decode) and spell (encode) words.

• How Parents Can Help:

- Encourage your child to write simple words and sentences.
- Practice spelling common words together, focusing on sound patterns.
- Create a word wall at home with sight words your child is learning.

6. Fluency

Definition: Reading with accuracy, speed, and expression.

• How Parents Can Help:

- Reread favorite books with your child to build confidence and fluency.
- Model fluent reading by reading aloud to your child with expression.
- Encourage your child to practice reading aloud daily.

7. Vocabulary Development

Definition: Learning and understanding the meaning of words to improve reading comprehension.

• How Parents Can Help:

- Introduce new words during daily conversations and explain their meaning.
- When reading, pause to explain unfamiliar words and encourage your child to guess their meaning.
- Play vocabulary games like “Word of the Day” or “Guess the Word” using context.

8. Comprehension

Definition: Understanding and interpreting what is read.

• How Parents Can Help:

- Ask your child questions before, during, and after reading to check for understanding.
- Encourage them to summarize what they’ve read and make predictions about what will happen next.
- Connect the story to your child’s own experiences to enhance understanding.

9. Motivation and Engagement

- Let your child choose books that interest them, whether it’s fiction, non-fiction, or comics.
- Set aside dedicated reading time every day to build a routine.
- Celebrate your child’s reading accomplishments, whether it’s finishing a book or learning new words.

Reading in Action with Mrs. Sebestyen's First Grade Class!

Check out Mrs. Sebestyen's First Grade class engaging in *Reading in Action*, where students are developing essential reading skills that lay the foundation for future success.



From building phonemic awareness through sound-blending activities to practicing fluency with expression and accuracy, these young readers are mastering the building blocks of literacy. The class is also working on comprehension skills by asking and answering questions about the stories they read. Keep an eye out for these enthusiastic learners as they continue their reading journey with excitement and confidence!



COPE'S FALL BOOK FAIR

READING IS OUT OF THIS WORLD!

-THIS YEAR'S SCHOLASTIC BOOK FAIR WILL BEGIN AT OPEN HOUSE ON SEPTEMBER 19 AND GO THROUGH SEPTEMBER 25 WITH SCHEDULED TIMES FOR EACH CLASS

. -PLEASE CHECK THE CLASS SCHEDULE FOR YOUR STUDENT'S DAY AND TIME.

✦ - CASH, CHECK, AND E-WALLET WILL BE ACCEPTED.
- PLEASE SUPPORT YOUR TEACHER BY CHECKING OUT HIS OR HER WISH LIST WHICH WILL BE POSTED INSIDE THE FAIR.

-NO RETURNS OR EXCHANGES.

SPONSORED BY






The easiest way to shop the Fair!

Book Fair eWallet is a safe and secure alternative to cash, featuring contactless checkout. Simply create an account to add funds and/or invite family and friends to contribute. Then, shop in-person or through the Virtual Book Fair to discover 6,000+ products.



Create Account



Add Funds

and / or



Share with Family & Friends



Shop the Fair

If you had leftover eWallet funds from a previous fair, you must log into your Scholastic account and follow the instructions to convert those funds back into a new eWallet for the current fair.













OPENING NIGHT: September 19th during Open House

	MON 9/23	TUES 9/24	WED 9/25
8:40-9:00	Becksmith	Owens	Sebestyen
9:00-9:20	Blaich	Frecks	Webster
9:20-9:40	Nannetti	McVeigh	Jette
9:40-10:00	Conroy	Flowers	Seese
10:00-10:20	Frein	Garner	Sheen
10:20-10:40	Crouch	Lewis	Kuhn
10:40-11:00	Korn	Hopkins	
11:00-11:20	Dalton	Happel (11:05-11:25)	Sweeney
11:20-11:40		Gomez	
11:40-12:00			
12:00-12:20	Reid	Tuczynski	

2024









2025



Which will be your new favorite?



SSYRA Books 2024-25 Grades 3-5



How many will you read?



BREAKING NEWS

OLLIE HITS THE OLYMPIC TRAIL

OTTER TO VISIT ALL U.S. OLYMPIC SITES IN ONE MONTH

Ollie the Otter, of Ocean Palms Elementary, will embark on a first-of-its-kind quest to run the Olympic Torch from Ponte Vedra Beach, FL to four of the U.S. cities that have hosted the historic games. "I was so inspired by this year's Olympics in Paris. I thought it would be great to get some exercise and learn about Olympic history - and share this journey with the students at Ocean Palms," said the Otter. This is a developing story; follow the Otter Daily News as we chronicle this amazing otter's fundraising journey.



OPE Mascot Ollie the Otter visits the Paris Olympics, August 2024

OTTER RUN TO RETURN TO OCEAN PALMS ELEMENTARY

Following the announcement by its mascot that he will run to four U.S. Olympic sites, Ocean Palms Elementary has scheduled this year's Otter Run event for Thursday, October 22nd. As Ollie the Otter travels to historic locations, students will hear inspirational stories of athletes

from around the world, celebrate teamwork, earn fun prizes, and raise money for their amazing school. Upon Ollie's return, Ocean Palms students and their families are invited to join him at the Otter Run event as he crosses the finish line and returns the Olympic Torch to Landrum Lane.

**** OTTER RUN: SAVE THE DATE! TUESDAY, OCTOBER 22, 2024 ****

**SAVE THE
DATE!**

OTTER RUN
Tuesday,
October 22

Otter Run Schedule 2024

Otter Run Times	Grade Levels	Resource Class Times
8:45-9:30	Second Grade	12:45-1:20
9:30-10:15	First Grade	10:30-11:05
10:15-11:00	Third Grade	1:25-2:00
11:00-11:45	Kindergarten	9:55-10:30
11:45-12:45	Break	Break
12:45-1:30	Fourth Grade	2:00-2:35
1:30-2:15	Fifth Grade	8:35-9:10

Lunch Schedule							
Tables	Times	Teachers	Times	Teachers	Times	Teachers	Tables
1 & 2	10:40-11:10	Blaich	11:15-11:45	Nannetti	11:50-12:20	Sheen	1 & 2
3 & 4	10:41-11:11	Webster	11:16-11:46	McVeigh	11:51-12:21	Becksmith	3 & 4
5 & 6	10:42-11:12	Frecks	11:17-11:47	Conroy	11:52-12:22	Sebestyen	5 & 6
7 & 8	10:43-11:13	Tuczynski	11:18-11:48	Flowers	11:53-12:23	Owens	7 & 8
9 & 10	10:51-11:21	Frein	11:25-11:55		12:00-12:30	Jette	9 & 10
11 & 12	10:52-11:22	Garner	11:26-11:56	Reid	12:02-12:32	Seese	11 & 12
13 & 14	10:53-11:23	Korn	11:27-11:57	Dalton	12:04-12:34	Gomez	13 & 14
15 & 16	10:54-11:24	Hopkins	11:28-11:58	Happel	12:05-12:35		15 & 16
17 & 18	10:55-11:25		11:29-11:59	Sweeney	12:06-12:36		17 & 18
19 & 20	10:55-11:25		11:30-12:00		12:07-12:37		19 & 20

GET YOUR OTTER GEAR!

CLASS SHIRTS

All students are encouraged to purchase a class shirt for school events and field trips.
Order by **OCTOBER 3rd** to receive your class shirt in time for the Otter Run!



SPIRIT WEAR

Visit our brand new site for OPE merchandise for the whole family!



SCAN



or visit OPEPTO.com

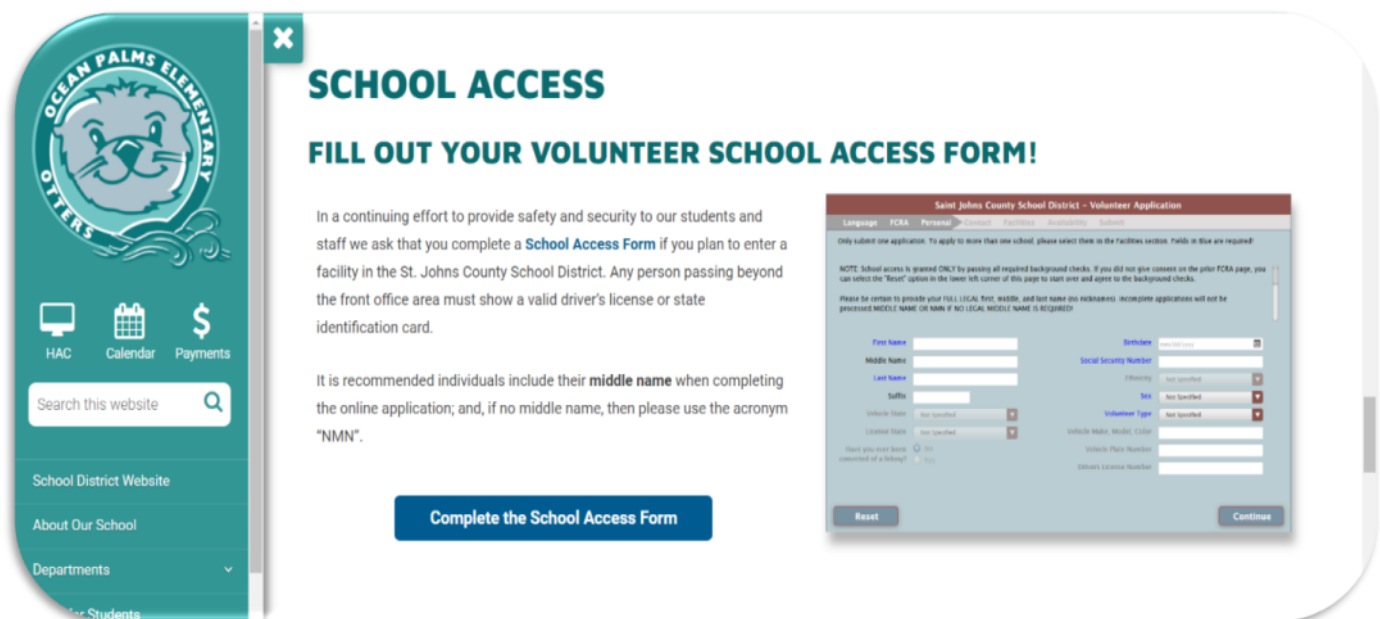


How Do I Get Approved to Access the School Building?

<https://stjohns.keepntrack.com/apply>

In an ongoing endeavor to provide safety and security for students and staff, school access is required for every individual that is not a staff member of the St. Johns County School District. Below are the steps every visitor must complete to access the building during school hours.

1. **Complete the School Access Form at <https://stjohns.keepntrack.com/apply>. Do not wait to complete your application because the process can potentially take up to two weeks to clear.**



The screenshot shows the Ocean Palms Elementary website interface. On the left is a teal sidebar with the school logo, navigation links (HAC, Calendar, Payments), a search bar, and a menu (School District Website, About Our School, Departments, For Students). The main content area is titled "SCHOOL ACCESS" and "FILL OUT YOUR VOLUNTEER SCHOOL ACCESS FORM!". It contains text explaining the need for the form and a blue button labeled "Complete the School Access Form". To the right is a preview of the online application form, which includes fields for First Name, Middle Name, Last Name, Suffix, Birthdate, Social Security Number, Ethnicity, Sex, Volunteer Type, Vehicle Year, Vehicle Make/Model/Color, and Vehicle Plate Number. A "Reset" button is at the bottom left and a "Continue" button is at the bottom right of the form preview.

2. Bring your ID when you check in at the front office.

- Proper identification must be presented each time a person signs in at a school. The only forms of proper identification are the following:
 - Current state issued driver's license
 - Current state issued identification card (issued only by the DMV)
- If a person has a visa and/or does not have a social security number, the applicant must contact the Volunteer Services department right away for alternate steps.
- School access lasts for 3 year intervals. Upon approaching 3 years of access, it is the responsibility of the applicant to contact Volunteer Services and renew the form. To reduce duplication, do not complete a new form.



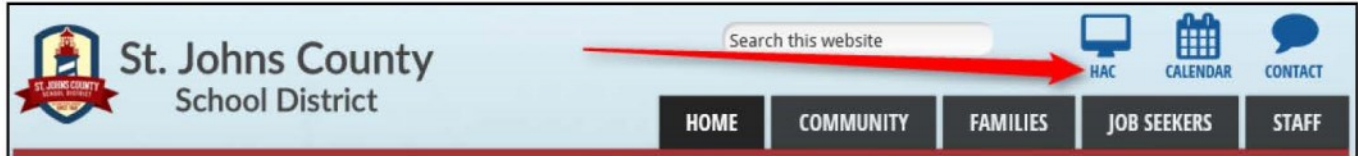
St. Johns County School District

Parents: New Home Access Center Account "HAC"

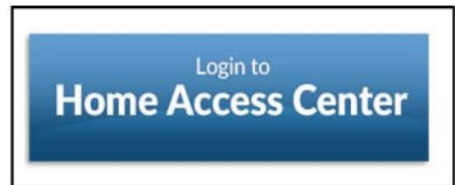
Last Modified 5/31/2018

To register for a Home Access Center Account, "HAC", please follow the below instructions. Please note, only the **Parent or Legal Guardian** of the student can register for a HAC account and the student must be in compliance with Immunizations and Registration requirements as per District Policy. Only one account is needed per family.

Navigate to the St. Johns County School District website at <http://www.stjohns.k12.fl.us/>. Across the top of the homepage, you will see the HAC Icon. Click to enter HAC.



On this page you will find an overview of the Home Access Center, FAQ's and the log in prompt. To login, click the blue "Login to Home Access Center" box.



If you already have an account, you can log in using your user name and password. If you need to register for a HAC account, "Click here to register for HAC".

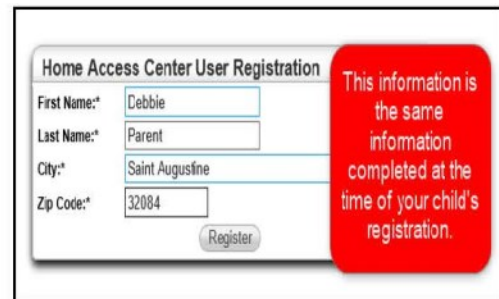


Fill in all fields completely:

First Name and Last Name: Enter the information that was given at the time of your child's registration. If your first name is Elizabeth and you wrote down "Liz", use "Liz".

City: Be sure to completely spell out the City such as "Saint Augustine", "Saint Johns", "Hastings", etc. (Do not abbreviate)

Zip Code: Use the 5 digit Zip code for your home address



After entering the above information, select the "Register" button

Once your account has been located, please create a user name. It is recommended that you **use your current email address as your user name**. Next, create challenge questions and answers, finally click "finish". Your account is now ready for use.



How to Access the Family Portal



The Family Portal provides a central location for your student's assessment results.

The Family Portal can be used to

- access your student's results for FAST Progress Monitoring testing.
- access prior statewide assessment results.
- print score reports.

How can I access the Family Portal?

- **At the Florida Statewide Assessments Portal:**
<https://ffast.org>
- **Or at the direct link:**
<https://fl-familyportal.cambiumast.com/>

What information do I need to log in to the Family Portal?

- Your student's unique 6-digit access code (found in HAC under the Registration tab).
- Your student's date of birth.
- Your student's first name as it appears on their official school record.

What information can I find on the Family Portal?

- Your student's results from Fall 2020 through present
- Your student's Individual Student Reports with interpretative guides.
- Glossary
- FAQs
- Performance Levels

Where do I get the Access Code?

The code can be found in the Home Access Center (HAC) under the Registration tab. The code will be located on the right side of the page under Additional Information.

AFTER SCHOOL CODING GAMING ROBOTICS



ALL LEVELS



MINECRAFT MODDING
ARTIFICIAL INTELLIGENCE
GAME DESIGN
BLOCK BASED LANGUAGES

GRADES 1-5

WWW.KIDSCANCODEJAX.COM

www.kidscancodejax.com

PAINT THE OTTER ROCK!

**CELEBRATE YOUR STUDENT
OR TEACHER WITH A
SPECIAL MESSAGE!**

3 Otter Rocks to choose from: one at each entrance!



SCAN NOW

or visit OPEPTO.com



LEAVE A LEGACY AT OPE

Custom-engage a 4x8 paver with your child's name, a special message or a tribute to a favorite teacher! Personalized pavers line the walkway to the front office.



SCAN TO PURCHASE
or visit OPEPTO.com

HELP US PAVE THE WAY



Paver price is \$75 each.
All proceeds fund PTO school projects and all purchases are tax deductible. For photos and info, visit OPEPTO.com and click "fundraising"



OCTOBER 1, 2024

ST JOHNS COUNTY SCHOOL DISTRICT
EXCEPTIONAL STUDENT EDUCATION
PARENT ADVISORY

INVITES YOU TO JOIN US FOR A SPECIAL
PRESENTATION

FEATURING:
FLORIDA DIAGNOSTIC AND LEARNING
RESOURCES SYSTEM (FDLRS)

TOPIC:

IEP 101:
Understanding the IEP Process

Join on your computer or mobile app via link below

[Join the meeting now](#)

Or call in (audio only) 904-420-0831

Phone Conference ID: 326 287 738#

ST JOHNS COUNTY
SCHOOL DISTRICT



JOIN US FOR AN
INFORMATIVE SESSION
ON IEPs, WHERE
EXPERTS FROM
FIN/NEFEC WILL GUIDE
YOU THROUGH THE KEY
ASPECTS OF THE IEP
PROCESS AND PROVIDE
GUIDANCE ON
CONFIDENTLY
NAVIGATING YOUR
CHILD'S EDUCATIONAL
PATH

10/1/2024

This meeting will
be held via
Microsoft Teams
platform

6:00 PM – 7:30 PM

See attached PDF. flyer with the live link